



Luxaflex®

Roman Shades





LUXAFLEX® Roman Shades bring casual styling to any window. The choice of fabrics is extensive, ranging from blockouts to the latest developments in light-controlling Sunscreens. A range of decorator options gives the Interior Designer artistic freedom to create a space that reflects their individuality.

Colour Range

There are 6 ranges of fabric in the LUXAFLEX Roman Shades collection, with the number of colours in each ranging from 6 to 21.

For large quantities and with sufficient lead time, custom colours are available.

The *MultiVision* Concept

MULTIVISION™ Fabrics allow you to use the same colour fabric in a range of translucencies. Maximise shading where you need it most with blackout and room darkening fabrics, or allow in more natural light on the less exposed facade of the building with semi-transparent and transparent fabrics. With MULTIVISION™ Fabrics its easy to maintain a uniform colour scheme throughout the building.



Transparent



Semi-transparent



Dim-out



Blackout

Applications

Internal installations where heat, light and/or privacy control are required, e.g. offices, board rooms and common areas.

Installations where a casual styling or home-like feel is sought.

Fabric Specification Overview

All LUXAFLEX Roman Shade fabrics are 100% polyester or polymer coated fibreglass. Many are treated with TEFLON® Fabric Protector and SANITIZED® Antimicrobial Protection.

Hardware Specification Overview

Roman Shades

Cordlock and pulley system mounted on polymer wrapped headrail. 'No-Sew' aluminium with self-aligning cords or timber battens .

Durability

The colour fastness of the fabric is 6-7 Blue Scale (where maximum score is 7) (AS 2001.4.21)

The aluminium battens are unaffected by moisture and corrosion resistant.

The operating hardware has been cycle tested to ensure long term performance.

Energy Benefits

Window treatments that are tight fitting to the window and made from closely woven fabrics, provide one of the most effective ways to prevent heat transmittance through windows.

Roman Blinds can be fitted in the window reveal and have no gaps between panels that would otherwise allow warm air to escape. Select a blackout or room darkening fabric, with a white or light colour facing the window for optimum energy performance. Extraflocke and Cambridge fabrics come in a range of colours, some specifically selected for the Commercial environment and have a neutral flocked backing for superior heat rejection.

Environmental and Employee Benefits

Fabrics can be selected to give building occupants the optimum combination of light and heat control, privacy and view to the outside. The ease of operation of Roman Shades puts all users in complete control of their environment.

Hunter Douglas Limited, the manufacturer of LUXAFLEX Window Coverings, operates under an Environmental Management System that actively works towards waste and emission reduction and maximising the use of recycling.

Hunter Douglas Limited polyester fabrics do not emit VOCs.

Australian Made

Most fabrics in the LUXAFLEX collection are woven and coated in Australia.

LUXAFLEX Roman Shades are made to measure in Australia.

Fire Retardant

Several fabrics are suitable for use in Class 2-9 buildings except in Fire Isolated Exits, in accordance with the Building Code of Australia. Please ask about the fire properties of the fabric of your choice.

Quality

Hunter Douglas Limited, the supplier of LUXAFLEX Roman Shade fabrics and components, is a quality endorsed company, certified as complying with the requirements of AS/NZS ISO 9001:2000.

Commercial Warranty

All LUXAFLEX Roman Shades are covered by a two year Commercial Warranty. Conditions apply.

Reference Projects

Parkland Project/Brisbane/Pradella



Features

'No-sew' Design

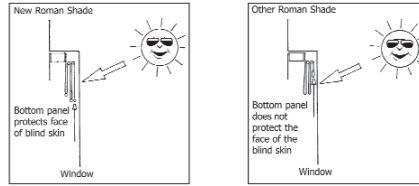
The method of manufacture ensures that panels are always parallel and there are no pin holes of light visible in blackout fabrics. Aluminium battens are colour co-ordinated with the rear face of the fabric.



Fade-protected Design

The folding panel arrangement of LUXAFLEX Roman Shades ensures that the front face of the fabric is protected from harmful UV rays, even when the blind is raised.

Each extrusion hangs slightly lower than the previous one to minimise the stack depth when the shade is raised.



Polymer Wrapped Headrail

The operating mechanism of LUXAFLEX Roman Shades is attached to a polymer wrapped timber headrail. The wrapping is co-ordinated with the fabric, for a less obtrusive appearance and the polymer coating protects the timber from the ingress of moisture.



Cord Location

LUXAFLEX Roman Shades are manually operated using cords located at the front of the blinds. Unlike Roman Shades with rear located operating cords, this ensures that the user does not have to reach around the back of the blind to open it (which usually causes damage to the fabric over time). Additionally, the cords are not inclined to rub against the edge of the fabric during raising and lowering, which can cause the fabric to fray.

Cords are finished with colour co-ordinated tassels.

The blind is held in the raised position with a positive action cordlock.



Integrated Pelmet

LUXAFLEX Roman Shades are finished with an integrated pelmet. This serves the function of covering the operating hardware and provides a neat finish to the blind. The hardware is therefore hidden from both the interior and exterior view, unlike some other roman shade designs.



Front View

Motorisation

Roman Shades can also be motorised. They can be controlled by switch, remote control or operation by C-Bus or building management systems. Blinds can be operated individually or via group controls.

Trim Options



Timber Battens (front view)



Aluminium Battens (front view)



Sewn-in Bottom Lathe
(blockout & translucent fabric only)



Ellipse Bottom Rail (standard for sheer and
Sunscreen fabrics, optional for other fabrics)

Roman Shades
Luxaflex[®]

Size Limitations

| | Cambridge Extraflocke Fabric | Illusion Fabric | Seascope Fabric | Sunscreen Fabrics | Motorised |
|--------------------|------------------------------|-----------------|-----------------|-------------------|----------------------------------|
| Minimum Width (mm) | 300 | 300 | 300 | 300 | 580 |
| Maximum Width (mm) | 2400 | 1900 | 2300 | 2450 | Same per fabric as manual blinds |
| Minimum Drop (mm) | 600 | 600 | 600 | 600 | 600 |
| Maximum Drop (mm) | 2500 | 2500 | 2500 | 2500 | 2500 |
| Maximum Area (sqm) | 6.0 | 4.8 | 5.8 | 6.1 | 4.0 |

Panel Sizes

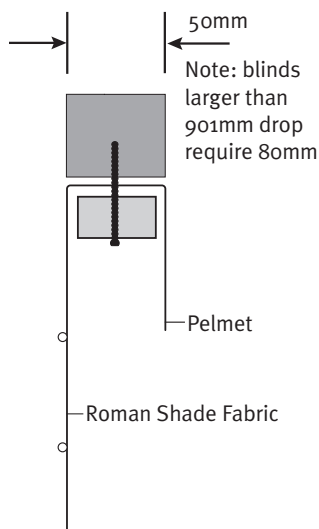
The top panel is always 280mm and the other panel sizes will vary depending on the drop of the blind.

| Drop (mm) | No. of Panels |
|-----------|---------------|
| under 700 | 3 |
| 701-1149 | 5 |
| 1150-1549 | 7 |
| 1550-1949 | 9 |
| 1950-2349 | 11 |
| over 2350 | 13 |

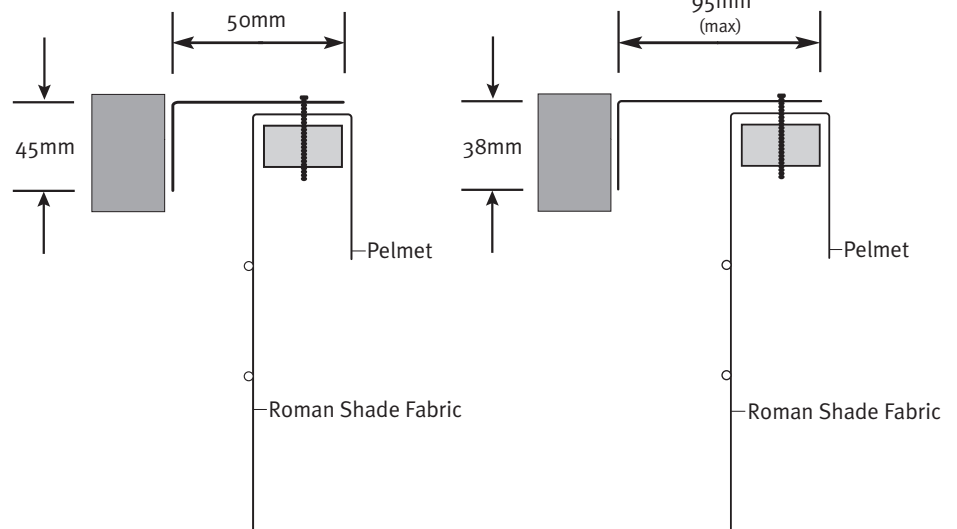
Note: this chart is an indication only.

Installation

Reveal Fit



Face Fit



Standard Bracket

Extension Bracket

Specification Template

| Product Name | LUXAFLEX® Roman Shades |
|---------------------|--|
| Material | Fabric shall be Hunter Douglas fabric which is manufactured from Woven Polyester/Polymer Coated Fibreglass. |
| Colour | The colour shall be |
| Fabric Treatment | (If applicable – check fabric specification for details and strike out treatments that are not applicable.) Fabric shall be treated with TEFLON® Fabric Protector and SANITIZED® Antimicrobial Protection. |
| Operation | The blind shall be operated using a cord lock and pulley system with ‘no sew’ aluminium extrusions with self-aligning cords/timber battens. |
| Headrail | The headrail shall be manufactured from polymer covered timber, 33mm x 19mm in dimension. Available in Light Beige and Metallic. |
| Pelmet | The Roman Shade shall incorporate a fabric pelmet to conceal the operating hardware. |
| Panel Configuration | The Roman Shade shall fold in such a manner that the front face of the fabric is never exposed to the sun. |

Your LUXAFLEX®

Commercial Contact is:

Hunter Douglas Limited

LUXAFLEX® Commercial

338 Victoria Road, Rydalmere NSW 2116

Telephone: 1300 733 078

Facsimile: 1300 304 470

Email: luxaflex.commercial@hunterdouglas.com.au

www.luxaflex.com.au

